

UNI T

UE700T-66HBD

675-700W

N-type TOPCon Bifacial Dual Glass Solar Module



High customer value

- Lower LCOE (levelized cost of energy),reduced BOS(balance of system)cost,shorter payback time
- Guaranteed first year and annual degradation
- High module power;high string power and low voltage design



High power up to 700W

- Up to 22.5% module efficiency with high density interconnect technology
- Multi-busbar technology for better light trapping effect,lower series resistance and improved current collection




High reliability

- Minimized micro-cracks with innovative non-destructive cutting technology
- Ensured PID resistance through cell process and module material control
- Resistant to harsh environments such as salt, ammonia, sand, high temperature and high humidity areas
- Mechanical performance up to 5400Pa positive load and 2400Pa negative load



High energy yield

- Excellent product bifaciality and low irradiation performance, validated by 3rd party
- Extremely low 1% first year degradation and 0.4% annual power attenuation
- The unique design provides optimized energy production under inter-row shading conditions
- Lower temperature coefficient(-0.30%) and operating temperature
- Up to 30% additional power gain from back side depending on albedo



Quality Management System and Product Certification

IEC 61215, IEC 61730, UL 61730

ISO9001: 2015: ISO Quality Management System.

ISO14001: 2015:ISO Environmental Management System.

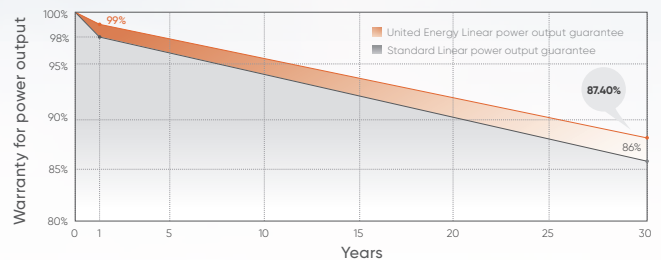
ISO45001: 2018: Occupation Health and Safety.

IEC62941:Guideline for module design qualification and type approval.

Quality Guarantee

12 year Materials Warranty

30 year Power Warranty



Electrical Parameters(STC*)

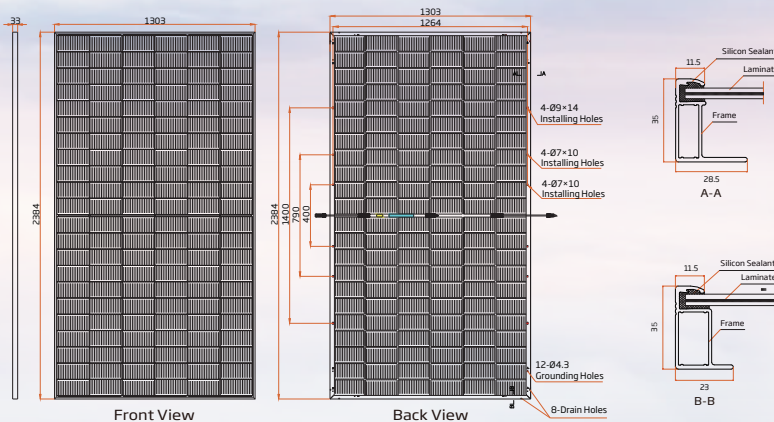
Module Type	675	680	685	690	695	700
Maximum power (Pmax/W)	675	680	685	690	695	700
Open Circuit Voltage (Voc/V)	47.2	47.4	47.7	47.9	48.3	48.6
Short Circuit Current (Isc/A)	18.14	18.18	18.21	18.25	18.28	18.32
Voltage at Maximum power (Vmpp/V)	39.4	39.6	39.8	40.1	40.3	40.5
Current at Maximum Power (Imp/A)	17.12	17.16	17.19	17.23	17.25	17.29
Module Efficiency(%)	21.7	21.9	22.1	22.2	22.4	22.5

Electrical characteristics with different power bin (reference to 10% Irradiance ratio)


Total Equivalent power (Pmax/W)	729	734	740	745	751	756
Maximum power Voltage (Vmp/V)	39.4	39.6	39.8	40.1	40.3	40.5
Maximum power Current (Imp/A)	18.49	18.53	18.57	18.61	18.63	18.67
Open Circuit Voltage (Voc/V)	47.2	47.4	47.7	47.9	48.3	48.6
Short Circuit Current (Isc/A)	19.59	19.63	19.67	19.71	19.74	19.79

- Standard Test Conditions [STC]: irradiance 1000W/m²; AM 1.5; ambient temperature 25°C according to EN 60904-3;
- Tolerance of Pm: 0~+5W, Measuring uncertainty of power: ±3%. Performance deviation of Voc [V], Isc [A], Vm [V] and Im [A]: ±3%.

Design(mm)



Product Image



Design(mm)

Solar Cells	N-type
No. of Cells	132 (6×22)
Dimensions	2384 × 1303 × 35mm
Weight	38.3kg
Front Glass	Front: 2.0mm, High Transmission, AR Coated Heat Strengthened Glass Back: 2.0mm, Heat Strengthened Glass
Frame	Anodized aluminium alloy
Junction Box	Ip68 rated (3 Bypass Diodes)
Output Cables	4mm ² , 350/280mm, Length can be customized
Connectors	Mc4 compatible
Mechanical load test	5400Pa
Packaging	31pcs/box, 558pcs/40'HQ

Operating Characteristics

Operating Module Temperature	-40°C - +85°C
Maximun System Voltage	1500V DC (IEC)
Maximun Series Fuse Rating	35A
Power Tolerance	0/+5W

Temperature Characteristics

Nominal Operating Temperature (NMOT)	45±2°C
Temperature Coefficient of Pmax	-0.30%/°C
Temperature Coefficient of Voc	-0.24%/°C
Temperature Coefficient of Isc	+0.04%/°C